

SPECIFICATION SHEET

M&E | Bronze MJ40 & MJ50

Mult-Jet Water Meter

Specifications

- The MJ water meter consists of three major assemblies: a register, a lead free bronze main case, and a multi-jet measuring chamber.
- The MJ meter is available with a variety of register types. For reading convenience, the register is mounted hinged on the outlet side of the meter. The lead-free bronze main case is corrosion resistant and is rated for typical municipal applications.
- The multi-jet measuring chamber design of the measuring element ensures quiet operation with low wear characteristics.
- All M&E meters meet or exceed AWWA C708 standards.
- M&E provides a limited warranty with respect to its MJ water meters for performance, materials, and workmanship.

Application

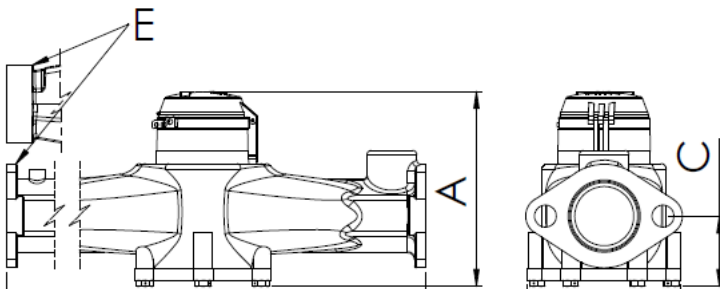
For use in measurement of potable cold water in residential, commercial and industrial services where flow is in one direction only.

The MJ 40/50 main casing is made of lead free bronze that complies with NSF/ANSI/CAN 61 and 372. All MJ 40/50 meters not only meet or exceed NSF 61 but are also labeled accordingly. The serial number is engraved on the casing.

The combined gear and register unit is fully sealed with straight odometer for visual reading of billable units as well as a group of high-precision pointers for accurate testing by governing agencies. Both the register and pulse unit are pit rated to IP68 (NEMA 6).

Measuring chamber is a multi-jet design made of engineered plastics that meet NSF standards.

Along with NSF approval, the MJ 40/50 is also approved by NTEP for horizontal installation in cold water applications.



	A (in)	B (in)	C (in)	D (in)	E (in)	Weight (lbs)
1.5" MJ SCR	7.625	12.625	3.6	5.75	2" Male NPSM	14.33
1.5" MJ FLG	7.625	13	3.6	5.75	1.5" OVAL FLG	17.75
2" MJ SCR	7.5	15.25	3.6	5.75	2.5" MALE NPSM	17.75
2" MJ FLG	7.5	17	3.6	5.75	2" OVAL FLG	22.82

Features

Register

- All M&E meters come standard with pulse output
- All M&E meters are available in either gallon or cubic feet registration
- Magnetic drive, low-torque registration ensures accuracy
- Impact-resistant glass register resists scratching
- High-resolution, low-flow leak detection
- Bayonet-style register mount allows in-line serviceability
- Tamperproof seal pin deters theft
- Date of manufacture, size, and model stamped on dial face

Lead Free Main Case


- Made from lead free bronze
- NSF/ANSI/CAN 61 and 372 certified
- Includes 1/4" - 20 threaded boss for AMR/AMI pit installations
- Electrical grounding continuity
- Test port on flanged meters

Measuring Chamber

- Velocity-type (multi-jet) measuring chamber
- Widest effective flow range for maximum revenue
- Polymer measuring chamber materials maximize long-term accuracy



FOR ORDERS & INQUIRIES:
877-863-8377



SPECIFICATION SHEET

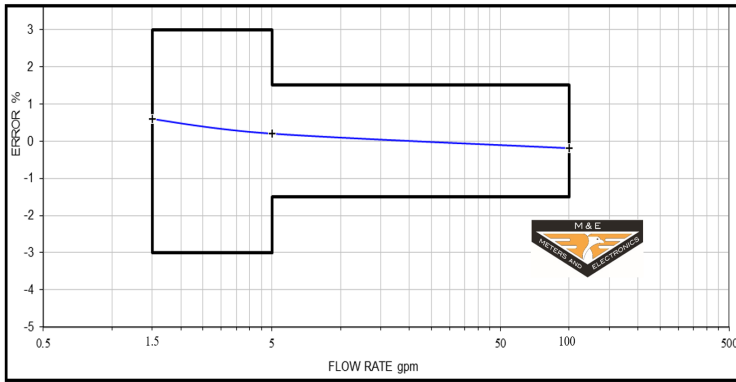
M&E | Bronze MJ40 & MJ50

Multi-Jet Water Meter

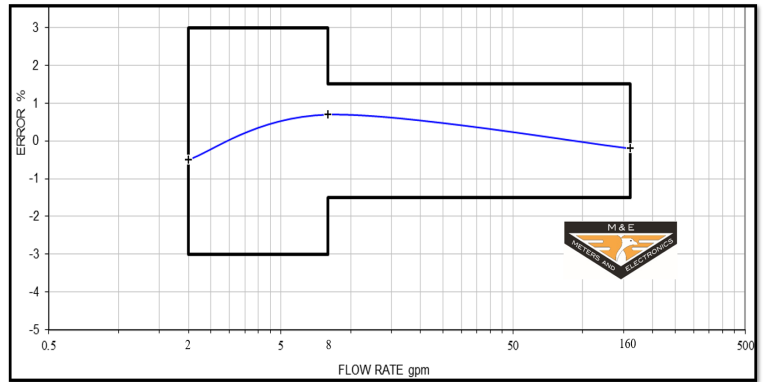
Size Options

Model # MJ40 & MJ50	1 1/2" FLG	2" FLG	1 1/2" SCR	2" SCR
Normal Operating Range +/- 1.5% GPM (CFM)	5-100 (0.67-13.37)	8-160 (1.07-21.39)	5-100 (0.67-13.37)	8-160 (1.07-21.39)
Low Flow GPM (CFM)	1-1/2 (0.20)	2 (0.27)	1-1/2 (0.20)	2 (0.27)
Maximum Continuous GPM (CFM)	50 (6.68)	80 (10.69)	50 (6.68)	80 (10.69)
Maximum Intermittent GPM (CFM)	100 (13.37)	160 (21.39)	100 (13.37)	160 (21.39)
Maximum Pressure (PSI)	150	150	150	150
Maximum Temperature (F)	120	120	120	120
Length (in)	13	17	12.625	15.25
Overall Height (in)	7.625	7.5	7.625	7.5
Height, bottom to center line (in)	3.6	3.6	3.6	3.6
Width (in)	17.75	22.85	14.33	17.75
Weight (lbs)	14.33	17.75	17.75	22.82
Register Capacity millions USG (millions CF)	100 (10)	100 (10)	100 (10)	100 (10)
Pulse Resolution (USG)	1 Pulse = 10 USG	1 Pulse = 10 USG	1 Pulse = 10 USG	1 Pulse = 10 USG
Pulse Resolution (CF)	1 Pulse = 1 CF	1 Pulse = 1 CF	1 Pulse = 1 CF	1 Pulse = 1 CF
Meter Spigots or Flange	1.5" Oval 2 Bolt	2" Oval 2 Bolt	2" NPSM	2.5" NPSM

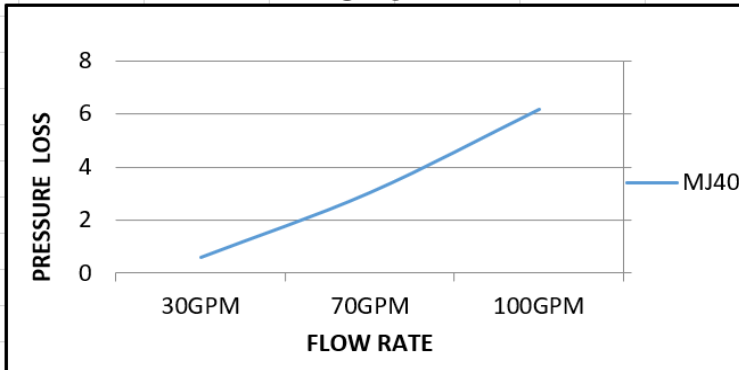
MJ40



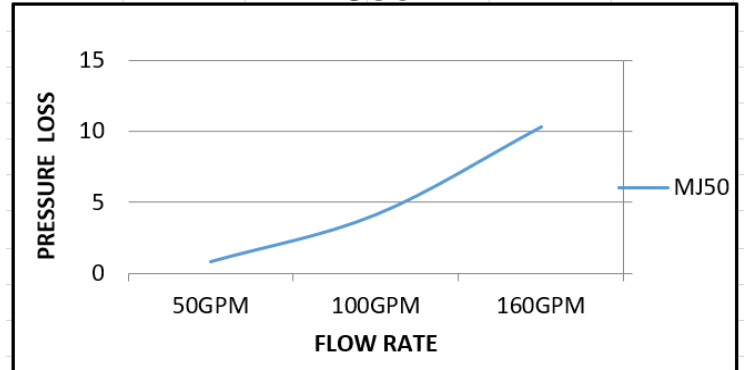
MJ50



MJ40



MJ50



***Note: All data are actual M&E test results.**



FOR ORDERS & INQUIRIES:
877-863-8377