

# SPECIFICATION SHEET

TM2H - TM3H - TM4H - TM6H - TM8H

Hot Water Turbine Meter 2", 3", 4", 6" and 8"

## Features

- Meets or exceeds AWWA C701 Class II accuracy
- Remote ready, includes pit pulse
- Rated to 194°F and 200 psi
- Large numbers for easy reading
- Glass lens resists scratching
- Epoxy coated Cast Iron casing meets NSF/ANSI 372 standards
- 1-year new meter accuracy warranty/ 5-year standard warranty for casing, register, and accuracy (AWWA C701)
- 1 pulse = 100 USG or 10 CF (std)



## Application

For use in measurement of hot water in commercial and industrial applications where flow is in one direction only. Ideal for high volume applications where space is cramped.

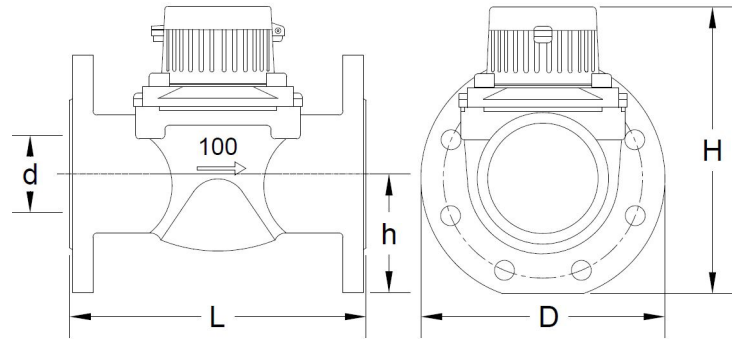
## Main Casing

The turbine main casing is made of Cast Iron with epoxy coating.

## Register

The combined gear and register unit is fully sealed with a straight odometer for visual reading of billable units as well as high-precision pointers for accurate testing by governing agencies. Both the register and pulse unit are pit rated to IP68 (NEMA 6). The serial number is clearly marked.

Pulse Reed Switch rating: DC 24V max and 100mA max.



## Measuring Chamber

The measuring chamber and turbine element are constructed from durable engineered plastics and the meter has inlet straightening vanes along with stainless steel spindles for superior longevity.

## Dimensions

Model # - Meter Size	d	L	D	H	h
TM2H - 2" (50)	2	7.9	6.5	8.2	3
TM3H - 3" (80)	3.15	8.6	8.0	9.2	3.7
TM4H - 4" (100)	3.9	9.6	8.9	9.6	4.1
TM6H - 6" (150)	5.9	11.8	11.2	12.5	5.2
TM8H - 8" (200)	8	13.8	13.4	13.6	6.4

ALL DIMENSIONS ARE IN INCHES



FOR ORDERS AND INQUIRIES CALL:  
**877-863-8377**



# SPECIFICATION SHEET

TM2H - TM3H - TM4H - TM6H - TM8H

Hot Water Turbine Meter 2", 3", 4", 6" and 8"

## Installation


It is highly recommended that a Z-plate strainer be used upstream of the meter for protection to the turbine impeller and to reduce effects of turbulence. Industry Standards (AWWA M6) recommend horizontal installation with a minimum of 10 pipe diameters upstream of the meter if a strainer is not used. Industry Standards also recommend that, if a Z-plate strainer is used, this turbine is installed with a minimum of 5 pipe diameters upstream before the strainer and turbine. Industry Standards also recommend that this turbine is installed with a minimum of 5 pipe diameters downstream, regardless of whether a strainer is used upstream or not. Warranty void if turbine is used without ASME/ANSI 150 strainer.

LF bronze companion flanges are available for all sizes.

Model #	TM2H	TM3H	TM4H	TM6H	TM8H
Meter Size	2"	3"	4"	6"	8"
Normal Operating Range +/- 1.5% GPM (CFM)	4-260 (0.53-34.8)	8-650 (1.07-86.9)	15-800 (2.01-106.9)	30-1600 (4.01-213.9)	50-2400 (6.68-320.8)
Low Flow, GPM (CFM)	4 (0.53)	8 (1.07)	15 (2.01)	30 (4.01)	50 (6.68)
Maximum Continuous, GPM (CFM)	260 (34.8)	650 (86.9)	800 (106.9)	1600 (213.9)	2400 (320.8)
Maximum Intermittent, GPM (CFM)	325 (43.4)	812 (108.5)	1000 (133.7)	2000 (267.4)	3000 (401.1)
Maximum Pressure (PSI)	200	200	200	200	200
Maximum Temperature (F)	194°	194°	194°	194°	194°
Length (in)	7.9	8.6	9.6	11.8	13.8
Overall Height (in)	8.2	9.2	9.6	12.5	13.6
Height, bottom to center line (in)	3	3.7	4.1	5.2	6.4
Width (in)	6.5	8.0	8.9	11.2	13.4
Weight (lbs)	19	29	33	69	95
Flange Holes (round flange)	4	4	8	8	8
Register Capacity millions USG (millions CF)	1000 (100)	1000 (100)	1000 (100)	1000 (100)	1000 (100)



FOR ORDERS AND INQUIRIES CALL:  
**877-863-8377**



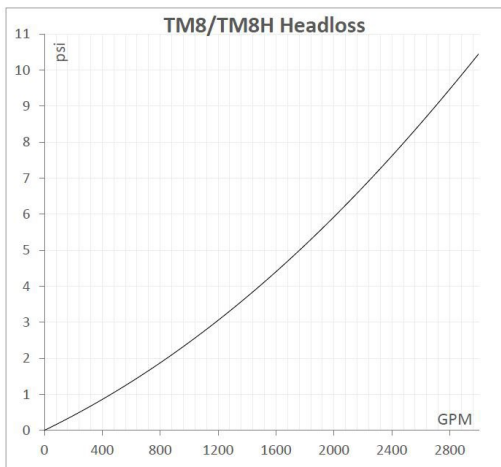
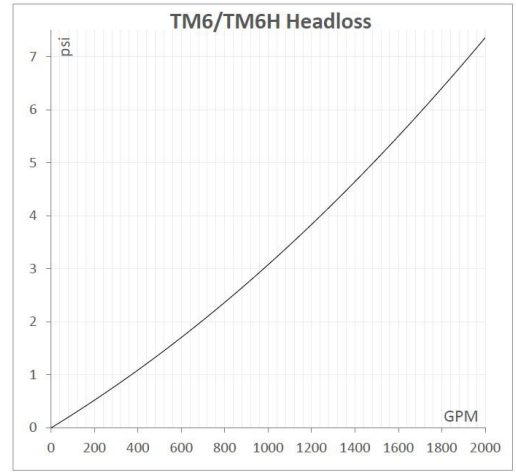
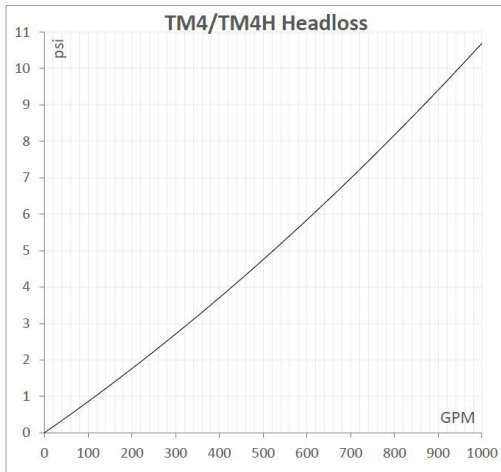
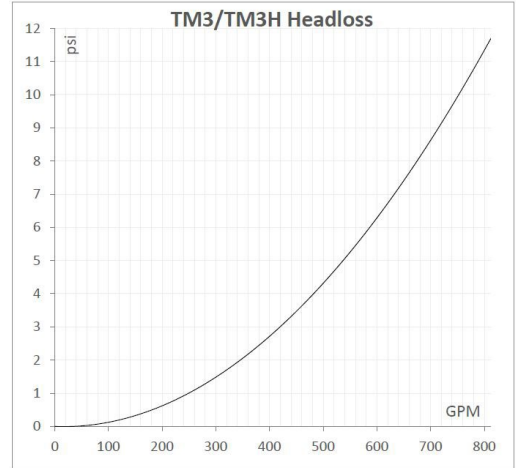
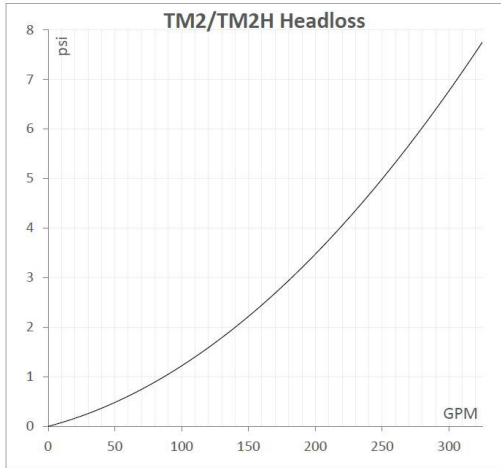
# SPECIFICATION SHEET

TM2H - TM3H - TM4H - TM6H - TM8H

Hot Water Turbine Meter 2", 3", 4", 6" and 8"

## Headloss Graphs

Headloss graphs for each meter size are provided below.



FOR ORDERS AND INQUIRIES CALL:  
**877-863-8377**